

1 April 2025

## Plain English Guide

# Biosecurity (Fire Ant) Emergency Order (No. 3) 2025

*Note this is a summary only. All activity should be guided by the order, which is available online.*

---

## Why is an Emergency Order in place?

The Biosecurity Emergency Order addresses the biosecurity risk that fire ants will damage the economy, environment and community if they are introduced, present or spread within NSW.

---

## Who does this Order apply to?

The emergency measures outlined in the Order apply to **all persons who carry out a controlled movement of fire ant carriers into NSW.**

A **controlled movement** is the movement of a fire ant carrier from a *fire ant infested area* or *fire ant movement control area*.

If the Order specifies certain measures must be followed by a specific person or group, then only that person or group is required to implement the measures. Additionally, if someone is carrying out a controlled movement of a fire ant carrier from the *Qld fire ant infested area* into the *NSW Protection Zone* via the *NSW fire ant infested area*, they are only required to comply with the measures at the time of the initial movement into the *NSW fire ant infested area*.

---

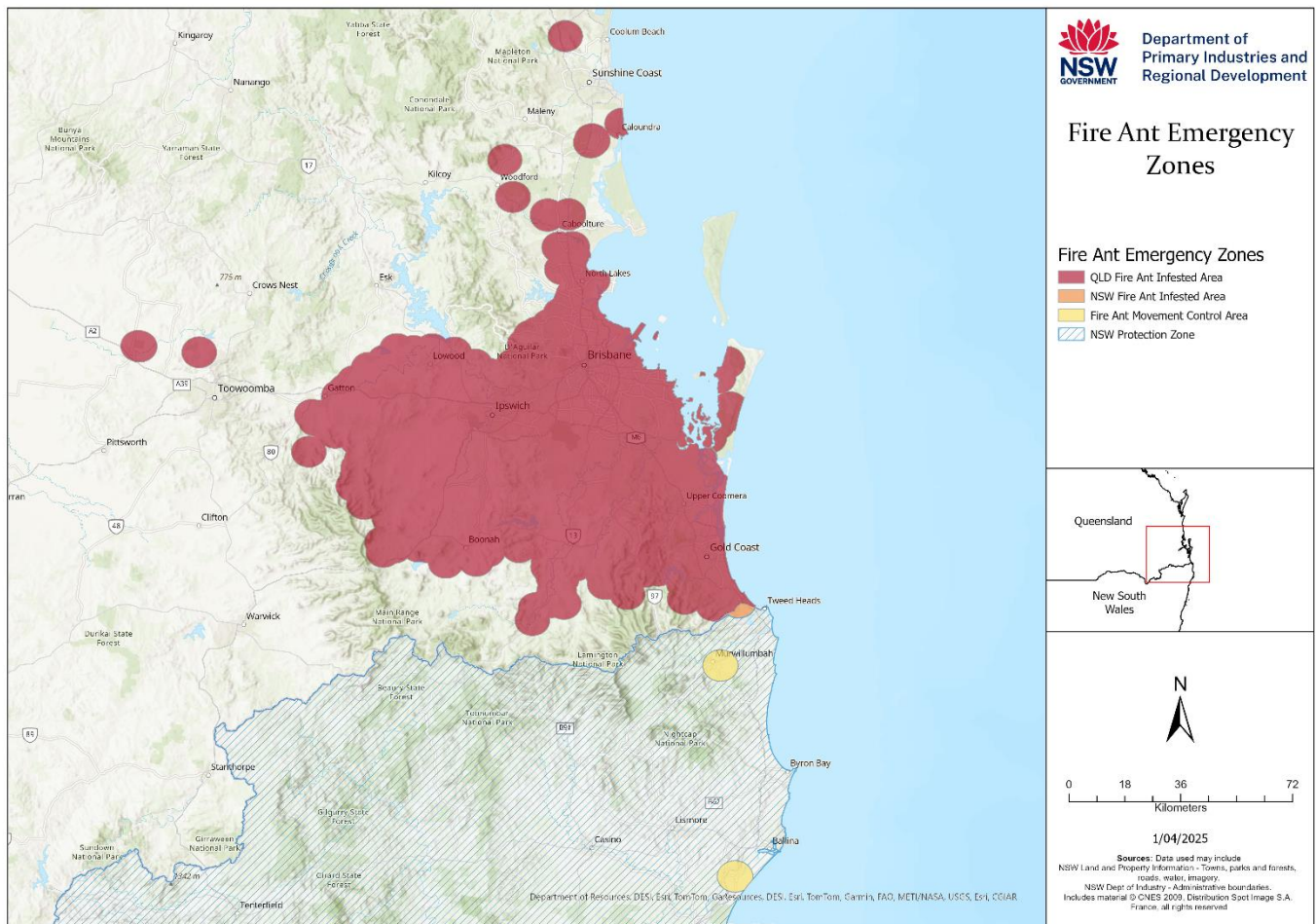
## Understanding the Emergency Zones

Under the Order, current **Emergency Zone** definitions are:

- the **QLD fire ant infested area**, which includes 5km around all detections in QLD, shown in **RED** on the map. Part 2 of the Order applies to movements of fire ant carriers from this area.
- the **NSW fire ant infested area**, which includes areas in NSW within 5km of detections in QLD, shown in **ORANGE** on the map. Part 2 of the **Order** applies to movements of fire ant carriers from this area.
- the **fire ant movement control areas**, which includes 5km around the Murwillumbah and Wardell infestations, shown in **YELLOW** on the map. Part 2 of the **Order** and the **Group Biosecurity Emergency Permit** apply to movements of fire ant carriers from these areas.
- the **NSW Protection Zone**, which is the whole of NSW excluding the *fire ant infested areas* and the *fire ant movement control areas*.

If the **Order** refers to *fire ant infested areas*, it is referring to **both** the *QLD fire ant infested area* and *NSW fire ant infested area*.

Figure 1: Fire Ant Emergency Zones



## UPDATE: Temporary suspension of the Group Biosecurity Emergency permit for hay.

Tuesday 1 April 2025

NSW Department of Primary Industries and Regional Development (the Department) has published Biosecurity (Fire Ant) Emergency Order (No. 3) 2025 on 1 April 2025. This supersedes Biosecurity (Fire Ant) Emergency Order (No. 2) 2025, published on 13 February 2025.

There are no changes to the boundaries of the NSW Fire Ant Infested Area or the Fire Ant Movement Control Areas (Murwillumbah and Wardell). Note: Movement controls were not deemed necessary following the interception of fire ants in turf at Clunes in November, however, the suspension of turf movement from the Queensland fire ant infested area remains.

A new outlier infestation has occurred at Cedarton and as a result, the Qld Fire Ant Infested Area has increased in size with additions in Cedarton, Commissioners Flat, Bellthorpe, Booroobin, Peachester and Stanmore.

If you are moving the defined fire ant carriers from the parts of QLD and NSW shown in red, orange or yellow on [this map](#), you must comply with the current Emergency Order.

View the [new order](#).

---

## Temporary suspension of the Group Biosecurity Emergency permit for hay.

**Thursday 13 March 2025**

The Group Biosecurity Emergency Permit, which allows movements of hay from specified lower risk areas in the fire ant biosecurity zone of Southeast Queensland under certain conditions, is suspended for one month, effective at 12.30 pm on 13 March 2025.

The swift response follows the discovery of multiple fire ant colonies rafting in flood waters in Queensland, within the Logan River catchment. While the catchment flows to the northeast and into Moreton Bay, the risk of mobile fire ant colonies being transported into NSW in known carrier materials may have increased.

This suspension allows the Department to further assess the distribution of fire ants following the flooding events and determine the current biosecurity risk.

If you are moving regulated fire ant carriers from the parts of QLD and NSW shown in red, orange or yellow on [this map](#), you must comply with the current Emergency Order.

---

## The Biosecurity Emergency for fire ants has been extended.

**Thursday 13 February 2025**

The Biosecurity Emergency has been extended for another six months. This acknowledges that there is still a very real risk of fire ants moving into and establishing in NSW and allows the Department to remain focused on prevention, surveillance and tracing to address this risk. The extension also allows investigations into the Clunes interception, and subsequent turf suspension, to be continued.

---

## Temporary suspension of turf movement from QLD fire ant infested areas remains in place.

The Department took immediate action to mitigate the risk of fire ant movements into NSW by placing a temporary suspension of turf movements from QLD fire ant infested areas into any part of NSW on Friday 15 November 2024.

The swift response follows the interception of turf infested with fire ant queens at Clunes, near Byron Bay on 12 November 2024. The suspension will remain in place until investigations and compliance work are complete.

---

## Recent updates

### New carriers

New carriers were added and defined in November 2024, including:

- excavated plants and stumps,
- packaging, containers and coverings, pallets,
- recycled concrete aggregate,

- building waste,
- green waste,
- heavy vehicles.

Be sure to check their definitions in Clause 9 for details.

## Controlled movements

The Order defines **controlled movements** as any of the below movements of a fire ant carrier:

- into the *NSW protection zone* from the *QLD or NSW fire ant infested areas*
- into the *NSW fire ant movement control areas* from the *QLD or NSW fire ant infested areas*
- into the *NSW fire ant infested area* from the *QLD fire ant infested area*
- into the *NSW fire ant infested area* from the *NSW movement control areas*
- between the *NSW fire ant movement control areas*.

## Premises checking exemptions

Premises checking is **not required** for premises where heavy vehicles, agricultural and horticultural equipment, earth moving equipment, pallets or packaging, containers and covers, green waste and building waste, soil samples, rocks and stones over 20 mm in diameter, recycled concrete aggregate over 20 mm in diameter and indoor potted plants have come from.

## Premises treatment changes

Premises that do require treatment only require it within 500m of where a carrier is grown, packed, sourced, stored or held, and only if fire ants have been found in the last 12 months.

## Record of Movement exemptions

Record of movement (RoM) declarations are **not required** for agricultural and horticultural equipment, heavy vehicles, pallets, packaging, containers and coverings, green waste, building waste, soil samples, rocks and stones over 20 mm in diameter, recycled concrete aggregate over 20 mm in diameter, and indoor potted plants.

## Biosecurity Certificate exemptions

Biosecurity Certificates are **not required** for agricultural and horticultural equipment, earth moving equipment, heavy vehicles, pallets, packaging, containers, and covers, green waste, building waste, soil samples, rocks and stones over 20 mm in diameter, recycled concrete aggregate over 20 mm in diameter and indoor potted plants.

## Some carriers need to be turned every 21 days

Turning every 21-days is **now required** for:

- soil, mulch, compost, manure,
- growing media,
- sand,
- rocks and stones under 20 mm in diameter,
- recycled concrete aggregate under 20 mm in diameter,
- coal fines and chitters.

## Vehicle and equipment checking

The parts of heavy vehicles, agricultural, horticultural and earth moving equipment that must be checked, clean and free from soil, mulch, compost, manure and growing media before they enter NSW are listed.

## Murwillumbah and Wardell movement control areas

Certain requirements for movements of certain fire ant carriers from Wardell and Murwillumbah (previously in Part 3 of the **Order**) have been moved into a **Group Biosecurity Emergency Permit**. See *Controlled movement from NSW movement control areas* below. See the **Movement of fire ant carriers** section below.

**Check the map** and the **Order** and the **Permit** to ensure you know your biosecurity duties.

---

## Controlled movement from the *QLD* and *NSW fire ant infested areas*

If you carry out controlled movements of carriers from the *QLD fire ant infested area* in Southeast Queensland (coloured red on the map) or the *NSW fire ant infested area* in the Cobaki/Piggabeen region (coloured orange on the [map](#)) into the *NSW Protection Zone*, part 2 of the Order applies. You must consider the following:

1. Are you intending to make a <b>controlled movement of a fire ant carrier</b> (as defined by the Order) from a <i>fire ant infested area</i> ?	<b>Yes</b> – go to 2	<b>No</b> – No restrictions. The Order does not apply.
2. Has the <b>premises where the carrier is from been checked</b> at least once before a controlled movement occurs and then every 12 weeks and records kept/obtained. ( <i>Part 2, Clause 14</i> )?	<b>Yes</b> – go to 3	<b>No</b> – Movement is illegal. Do not proceed until requirements are met.
3. Have <b>fire ants been present</b> on the property in the last 12 months?	<b>Yes</b> – go to 4	<b>No</b> – go to 5
4. Has the <b>premises been treated</b> with an insect growth regulator treatment regime and records kept/obtained ( <i>Part 2, Clause 15</i> )?	<b>Yes</b> – go to 5	<b>No</b> – Movement is illegal. Do not proceed until requirements are met.
5. <b>Has the carrier been treated</b> in accordance with the Order?	<b>Yes</b> – go to 6	<b>No</b> – Movement is illegal. Do not proceed until requirements are met.
6. Do you have the relevant <b>biosecurity certificate</b> in accordance with the Order?	<b>Yes</b> – go to 7	<b>No</b> – Movement is illegal. Do not proceed until requirements are met.
7. Have you made a <b>record of movement declaration</b> in accordance with the Order?	<b>Yes</b> – Proceed with controlled movement.	<b>No</b> – Movement is illegal. Do not proceed until requirements are met.

[Check the map](#) and the [Order](#) to ensure you know your biosecurity duties.



---

## Controlled movements from *NSW fire ant movement control areas* (*Murwillumbah and Wardell*)

Controlled movement of carriers out of the **Murwillumbah or Wardell fire ant movement control areas** is regulated under Part 2 of the Order. A Group Biosecurity Emergency Permit allows controlled movements contrary to the Order under certain conditions. The Order and the Permit must be read together. The conditions are similar to the measures in the previous Order, except for the conditions for the newly added carriers. The Order and Permit apply to these **controlled movements**:

- into the *NSW protection zone* from a *NSW fire ant movement control area* (Murwillumbah or Wardell),
- into the *NSW fire ant infested area* from a *NSW fire ant movement control area* (Murwillumbah or Wardell),
- between the *Murwillumbah fire ant movement control area* and the *Wardell fire ant movement control area*.

---

## For businesses supplying into other states and territories

Are you selling or supplying fire ant carrier material from the *NSW fire ant infested area* or *fire ant movement control areas* to Victoria or to other states or territories?

Other states and territories have entry requirements that you need to be aware of if you are supplying fire ant carrier material from an infested area. We can help you understand these requirements and how to comply with them, such as how to obtain a plant health certificate from NSW DPIRD.

Find the entry requirements for each state or territory below:

- [Northern Territory](#)
- [Queensland](#)
- [South Australia](#)
- [Tasmania](#)
- [Victoria](#)
- [Western Australia](#)

Check the carrier definitions in each state's requirements as they may be different.

# Movement of fire ant carriers

---



## Premises checking

Anyone deciding to move fire ant carriers into NSW from the *QLD fire ant infested area* is required to know whether the premises the fire ant carrier is from (including where it has been made, grown, sourced, packed, stored or held), has been **checked for fire ant nests every 12 weeks** (at least once prior to the movement).

Areas requiring checking include along edges of waterways, driveways and fence lines, around power poles, gardens, lawns and paddocks where crops are grown, and **all areas within 50 m** of where the carrier is made, grown, sourced, packed, stored or held. Records of premises checking must be kept for **4 years** by the person responsible for the premises and should be obtained and kept by the person who decides, to support their Record of Movement declaration, to move a fire ant carrier into NSW from the premises.

If you see red imported fire ants in Queensland, report to the National Fire Ant Eradication Program on 13 22 68 or complete the online form at [fireants.org.au](http://fireants.org.au).

Read the Emergency Order (Clause 14) and understand your duties.

---



## Premises treatment

Premises in the *QLD fire ant infested area* where fire ant carriers are from (including where they are made, grown, sourced, packed, stored or held) must have an insect growth regulator (IGR) treatment regime if fire ants have been found **in the last 12 months**.

Parts of the premises **within 500 m** of where the fire ant carrier has been grown, packed, sourced, stored or held are subject to the IGR treatment regime, and **at least 8 weeks** must have passed since the initial application of IGR before the controlled movement of the fire ant carrier. Records of the treatment must be kept for **4 years**.

Anyone deciding to move fire ant carriers into NSW from the *QLD fire ant infested area* is required to know whether the premises is subject to an IGR treatment regime if fire ants have been **found in the last 12 months**.

Records of premises treatment must be kept for **4 years** by the person responsible for the premises and should be obtained and kept by the person who decides, to support their Record of Movement declaration, to move a fire ant carrier into NSW from the premises.

An IGR treatment regime is defined in the Emergency Order as the application of an insect growth regulator product containing **5 grams per kilogram** of pyriproxyfen or s-methoprene as the active ingredient and that is registered or permitted for the treatment of fire ants by the APVMA. The regime must involve at least **3 applications within a 12-month period** in accordance with all label and APVMA permit conditions.

Read the Emergency Order (Clause 15) and understand your duties.

---



## Carrier treatment

Any fire ant carrier under a controlled movement from the *QLD or NSW fire ant infested area* or the *movement control areas* needs to be treated. These treatments may include use of registered insecticides, vigorous disturbance, agitation, heat treatment, freezing, cleaning, covering, off-ground storage or visual checking. Read the Emergency Order and understand your duties.

---



If you see red imported fire ants in Queensland, report to the National Fire Ant Eradication Program on 13 22 68 or complete the online form at [fireants.org.au](http://fireants.org.au).

---



## Preventative conditions

Preventative conditions are defined in *Clause 10* of the Order and include:

- Keeping the carrier material **completely covered or inside an enclosed building**, and
- High enough **off the ground** so that none of it is touching the ground, or
- On **hard ground treated with bifenthrin**, or
- On **concrete or bitumen or heavy plastic where the edges are treated with bifenthrin**.

For most carriers, preventative conditions are required immediately after the carrier treatment has been carried out.

Read the [Emergency Order \(Clause 10\)](#) and understand your duties.

---



## Biosecurity certificates

If an approved biosecurity certificate is required under the Order, anyone who receives a fire ant carrier as the result of a controlled movement must produce the approved biosecurity certificate that accompanied the fire ant carrier for inspection when requested by an authorised officer and retain the certificate for 4 years. The type of biosecurity certificate required is specified in the Order and may include **one** of the following:

- **Plant Health Certificate (PHC)**: issued by inspectors from the Queensland Government to applicants wanting to move fire ant carriers into NSW from Queensland. Fees apply.
- **Plant Health Assurance Certificate (PHAC)**: issued under the Interstate Certification Assurance (ICA) Scheme or other Certification Assurance Arrangement.
- **BioSecure HACCP Biosecurity Certificate**: issued under the BioSecure Hazard Analysis Critical Point (HACCP) industry certification scheme (self-certification).

Read the [Emergency Order](#) and understand your duties.

---



## Record of Movement declaration

A Record of Movement (RoM) declaration must be made online by the person deciding to move the carrier into NSW. Unless an exemption applies, you must provide details of the movement including vehicle registration numbers, and a copy of the approved biosecurity certificate (if required). A RoM declaration must be made before the fire ant carrier is moved, and a copy retained for 4 years. Use the form [here](#) to make a RoM declaration.

Read the [Emergency Order \(Clause 12\)](#) and understand your duties.



---

---

## Equipment and vehicles

### Heavy vehicles (*new definition*)

A vehicle (with or without attached trailer) used to transport a fire ant carrier in or from a *fire ant infested area* or *movement control area*. It has a gross weight of over 4.5 tonnes and includes tipper and dump trucks, tray trucks, skip bin trucks (with skip bins), semi-trailers, B-double freight trucks, road trains, vehicle carriers and low loaders.

To move heavy vehicles from the <i>QLD or NSW (Cobaki/Piggabeen) fire ant infested areas</i> you must:	To move heavy vehicles from the <i>Murwillumbah or Wardell movement control areas</i> you must:
 <b>Treat it</b> by checking and cleaning soil, growing media, mulch, compost and manure from relevant parts. This includes outside the cab, outer body, underside (chassis, axles, differentials, belly plates and suspended spare tyres), radiator, grill, wheels (rims, arches, tyres and mudflaps), bins and trays.	 <b>Treat it</b> by checking and cleaning soil, growing media, mulch, compost and manure from relevant parts. This includes outside the cab, outer body, underside (chassis, axles, differentials, belly plates and suspended spare tyres), radiator, grill, wheels (rims, arches, tyres and mudflaps), bins and trays.
See the Order ( <i>Clause 16</i> )	See the Order ( <i>Clause 16</i> )





### Agricultural and horticultural equipment (*new definition*)

Equipment used to produce, cultivate, harvest or process fire ant carriers in a fire ant infested area and includes tractors, harvesters (including combs or fronts), planters, bins and balers.

To move agricultural and horticultural equipment from the <i>QLD or NSW (Cobaki/ Piggabeen) fire ant infested areas</i> you must:	To move agricultural and horticultural equipment from the <i>Murwillumbah or Wardell NSW movement control areas</i> you must:
 <b>Treat it</b> by ensuring it is clean, so they are free of soil, growing media, mulch, compost and manure from relevant parts. This includes outside the cab, outer body, underside (chassis, axles, differentials and belly plates), radiator, grill, wheels (rims, arches and tyres), tracks (rollers, frames and inside frames) and attachments (buckets, hoes, scrapers, combs, fronts and bins).	 <b>Treat it</b> by ensuring it is clean, so they are free of soil, growing media, mulch, compost and manure from relevant parts. This includes outside the cab, outer body, underside (chassis, axles, differentials and belly plates), radiator, grill, wheels, rims, arches and tyres), tracks (rollers, frames and inside frames) and attachments (buckets, hoes, scrapers, combs, fronts and bins).
See the Order ( <i>Clause 17</i> )	See the Order ( <i>Clause 17</i> )



## Earth moving equipment

Equipment used for disturbing, scraping, carrying, digging or levelling soil or other fire ant carriers in a fire ant infested area and includes dozers, graders, excavators, loaders, trenchers, compactors, scrapers and backhoes.

<p>To move earth moving equipment from the <i>QLD or NSW (Cobaki/Piggabeen) fire ant infested areas</i> you must:</p>	<p>To move earth moving equipment from the <i>Murwillumbah or Wardell movement control areas</i> you must:</p>
<p> <b>Treat it</b> by ensuring it is clean, so they are free of soil, growing media, mulch, compost and manure from relevant parts. This includes outside the cab, outer body, underside (chassis, axles, differentials and belly plates), radiator, grill, wheels (arches, rims and tyres), tracks (rollers, frames and inside frames), scraper blades, and implements and attachments including buckets and hoes.</p> <p> Make a <b>Record of Movement</b> (RoM) declaration (<i>Clause 12</i>).</p>	<p> <b>Treat it</b> by ensuring it is clean, so they are free of soil, growing media, mulch, compost and manure from relevant parts. This includes outside the cab, outer body, underside (chassis, axles, differentials and belly plates), radiator, grill, wheels (arches, rims and tyres), tracks (rollers, frames and inside frames), scraper blades, and implements and attachments including buckets and hoes.</p> <p> Make a <b>Record of Movement</b> (RoM) declaration if you are acting on behalf of a business, organisation or council.</p>
<p>See the Order (<i>Clause 18</i>)</p>	<p>See the Order (<i>Clause 18</i>) and Group Biosecurity Emergency Permit (<i>Condition 1</i>)</p>

## Pallets and packaging, containers and covers (*new definition*)

Equipment or materials used to package, contain, cover or transport a fire ant carrier and includes potted plant containers and trays, wrapping used for excavated plants and stumps, bags (used for soil, growing media, mulch, manure, compost), silage wrap or silage film, tarps or coverings that have been used to cover and secure a load of fire ant carriers, and plastic used to wrap pallets.



<p>To move pallets, packaging, containers and covers from the <i>QLD or NSW (Cobaki/ Piggabeen) fire ant infested areas</i> you must:</p>	<p>To move pallets, packaging, containers and covers from the <i>Murwillumbah or Wardell movement control areas</i> you must:</p>
<p> <b>Treat it</b> by ensuring they are clean, so they are free of soil, growing media, mulch, compost and manure.</p>	<p> <b>Treat it</b> by ensuring they are clean, so they are free of soil, growing media, mulch, compost and manure.</p>
<p>See the Order (<i>Clause 19</i>)</p>	<p>See the Order (<i>Clause 19</i>)</p>

---

## Waste products

### Green waste and building waste (*new definition*)

Waste including bricks, concrete, paper, plastics, glass, metal, plaster and fibre cement board, timber waste, grass, vegetation and clippings (but doesn't include mulch).

<p>To move green waste or building waste from the <i>QLD or NSW (Cobaki/Piggabeen) fire ant infested areas</i> you must:</p>	<p>To move green waste or building waste from the <i>Murwillumbah or Wardell movement control areas</i> you must:</p>
<p> <b>Treat it</b> by ensuring it is free from soil.</p> <p><b>Exemption:</b> A NSW council, or a person on behalf of a NSW council, may move residual soil attached to waste out of the <i>NSW fire ant infested area</i> as part of the council's waste management services.</p>	<p> <b>Treat it</b> by ensuring it is free from soil.</p> <p><b>Exemption:</b> A NSW council, or a person on behalf of a NSW council, may move residual soil attached to waste out of the <i>Murwillumbah and Wardell movement control areas</i> as part of the council's waste management services.</p>
<p>See the Order (<i>Clause 20</i>)</p>	<p>See the Order (<i>Clause 20</i>)</p>

## Soil & plant-based products

### Mulch, soil, compost and manure

Soil (excluding soil samples) and materials made from plant or organic waste including **mulch** (bark, wood chips, sugarcane, sawdust and bagasse), **compost** (organic matter used as a soil conditioner or fertiliser), animal **manure** (excluding manure produced by livestock during a controlled movement).

To move mulch, soil, compost or manure from the **QLD or NSW (Cobaki/Piggabeen) fire ant infested areas** you must:



**Check the premises** every 12 weeks and keep records (*Clause 14*).



**Treat the premises** if fire ants have been found within 12 months and keep records (*Clause 15*).



**Treat it by either:** heating it to a minimum temperature of 65.5° Celsius; **OR** vigorously disturb it by crushing, cutting, hammering, chipping, shredding, screening (by passing all the fire ant carrier through a screen bucket, grate or other sieve), mechanised turning (by a machine that creates disturbance, including by rotary hoe, trommel or windrow turner) **or** washing.

Move or turn the material at least once every 21 days while in a *fire ant infested area*.



Place it in **preventative conditions** immediately after treatment until it arrives in NSW.



Obtain a **Plant Health Certificate**, **OR**



Issue a **BioSecure HACCP Biosecurity Certificate**



Make a **Record of Movement (RoM)** declaration (*Clause 12*).

See the Order (*Clause 22*)

To move mulch, soil, compost or manure from the **Murwillumbah or Wardell movement control areas** you must:



**Treat it by either:** agitating it by spreading it on a hard surface by hand or machine until the layer is no more than 15 cm deep and then forming it into a pile (the process of loading it onto a truck or trailer does not meet the requirement to be agitated); **OR** heat it to a minimum temperature of 65.5° Celsius; **OR** vigorously disturb it by crushing, cutting, hammering, chipping, shredding, screening (by passing all the fire ant carrier through a screen bucket, grate or other sieve), mechanised turning (by a machine that creates disturbance, including by rotary hoe, trommel or windrow turner) **or** washing.



Place it in **preventative conditions** immediately after treatment until it arrives at its destination.



Make a **Record of Movement (RoM)** declaration if you are acting on behalf of a business, organisation or council.

See the Order (*Clause 22*) and the Group Biosecurity Emergency Permit (*Conditions 1, 3*)

## Growing media



Material used to provide physical support to plants, facilitating root growth, and delivering aeration, nutrients and water to the plant and includes potting mixes and manufactured soil products. Growing media that is part of a potted plant is subject to *Clause 25*.

To move growing media from the <i>QLD or NSW (Cobaki/Piggabeen) fire ant infested areas</i> you must:	To move growing media from the <i>Murwillumbah or Wardell movement control areas</i> you must:
<p> <b>Check the premises</b> every 12 weeks and keep records (<i>Clause 14</i>).</p> <p> <b>Treat the premises</b> if fire ants have been found within 12 months and keep records (<i>Clause 15</i>).</p> <p> <b>Treat it by either:</b> heating it to a minimum temperature of 65.5° Celsius; <b>OR</b> vigorously disturbing it by crushing, cutting, hammering, chipping, shredding, screening, mechanised turning (by a machine that creates disturbance, including by rotary hoe, trommel or windrow turner) or washing; <b>OR</b> treating it with an APVMA approved chemical.</p> <p>Move or turn the growing media at least once every 21 days while in a fire ant infested area.</p> <p> Place it in <b>preventative conditions</b> (for example, sealed in a bag and free from holes or tears) immediately after treatment until it arrives in NSW.</p> <p> Obtain a <b>Plant Health Certificate</b>, <b>OR</b></p> <p> Issue a <b>Plant Health Assurance Certificate</b></p> <p> Make a <b>Record of Movement (RoM)</b> declaration (<i>Clause 12</i>).</p>	<p> <b>Treat it by either:</b> agitating it by spreading it on a hard surface by hand or machine until the layer is no more than 15 cm deep and then forming it into a pile (the process of loading it onto a truck or trailer does not meet the requirement to be agitated); <b>OR</b> heating it to a minimum temperature of 65.5° Celsius; <b>OR</b> vigorously disturbing it by crushing, cutting, hammering, chipping, shredding, screening, mechanised turning (by a machine that creates disturbance, including by rotary hoe, trommel or windrow turner) or washing; <b>OR</b> treating it with an APVMA approved chemical.</p> <p> Place it in <b>preventative conditions</b> immediately after treatment until it arrives at its destination.</p> <p> Make a <b>Record of Movement (RoM)</b> declaration if you are acting on behalf of a business, organisation or council.</p>
See the Order ( <i>Clause 24</i> )	See the Order ( <i>Clause 24</i> ) and the Group Biosecurity Emergency Permit ( <i>Conditions 1, 4</i> )



# Soil samples

A sample of soil prepared for the purpose of laboratory analysis.

<p>To move soil samples from the <i>QLD or NSW (Cobaki/ Piggabeen) fire ant infested areas</i> you must:</p>	<p>To move soil samples from the <i>Murwillumbah or Wardell movement control areas</i> you must:</p>
<div><p><b>Treat it</b> by inspecting each sample to ensure it is free of fire ants and then cool it to below -18° Celsius (a domestic freezer is adequate) for 48 hours prior to movement. Each sample may be no more than 1 kg of soil.</p></div>	<div><p><b>Treat it</b> by inspecting each sample to ensure it is free of fire ants and then cool it to below -18° Celsius (a domestic freezer is adequate) for 48 hours prior to movement. Each sample may be no more than 1 kg of soil.</p></div>
<p>See the Order (<i>Clause 23</i>)</p>	<p>See the Order (<i>Clause 23</i>)</p>

## Hay

### IMPORTANT INFORMATION FOR HAY INDUSTRY STAKEHOLDERS:

From 12.30 pm Thursday 13 March 2025, the Group Biosecurity Emergency Permit for hay from selected low-infested areas of the *QLD fire ant infested area* will be suspended for one month.

**Areas included in hay permit:** Adare, Anthony, Aratula, Artkinsons Dam, Ashwell, Blantyre, Blenheim, Brightview, Bunjuren, Caffey, Calvert, Charlwood, Churchable, Clarendon, Clumber, Coleyville, College View, Coolana, Coominya, Crowley Vale, Ebernezer, Fassifern, Fassifern Valley, Forest Hill, Frazerview, Frenches Creek, Gatton, Glamorgan Vale, Glen Cairn, Glenore Grove, Goolman, Grandchester, Harrisville, Hatton Vale, Ingoldsby, Kalbar, Kensington Grove, Kents Lagoon, Kentville, Kulgun, Laidley, Laidley Creek West, Laidley Heights, Laidley North, Laidley South, Lake Clarendon, Lanefield, Lark Hill, Lawes, Lefthand Branch, Limestone Ridges, Lockrose, Lockyer Waters, Lower Mount Walker, Lowood, Lynford, Marburg, Merryvale, Milbong, Milora, Minden, Moorang, Morton Vale, Morwincha, Mount Berryman, Mount Edwards, Mount Forbes, Mount French, Mount Mort, Mount Sylvia, Mount Tarampa, Mount Walker, Mount Walker West, Mount Whitestone, Mulgowie, Munbilla, Mutdapilly, Obum Obum, Peak Crossing, Plainland, Prezlau, Purga, Radford, Regency Downs, Rifle Range, Roadvale, Rockside, Ropeley, Rosevale, Rosewood, Silverdale, Spring Creek, Summerholm, Tallegalla, Tarampa, Tarome, Templin, Teviotville, The Bluff, Thornton, Townson, Undullah, Upper Tenthill, Warrill View, Washpool, Willowbank, Wilsons Plains, Woodlands, Woolooman, Woolshed, Wyaralong.




The term ‘hay’ refers to hay, haylage and straw.

To move hay from the *QLD or NSW (Cobaki/ Piggabeen) fire ant infested areas* you must:

-  **Check the premises** every 12 weeks and keep records (*Clause 14*).
-  **Treat the premises** if fire ants have been found within 12 months and keep records (*Clause 15*).
-  **Treat it** by ensuring every bale is dry and free of soil; and treat each bale with an APVMA-approved chemical (fumigate with methyl bromide if intended for use as livestock feed).
-  Place it in **preventative conditions** immediately after treatment until it arrives in NSW.
-  Obtain a **Plant Health Certificate**,
-  Make a **Record of Movement (RoM)** declaration (*Clause 12*).

See the Order (*Clause 27*)










To move hay from the *Murwillumbah or Wardell movement control areas* you must:

-  **Treat it** by ensuring hay is baled more than 8 weeks after premises treatment with insect growth regulator by the National Fire Ant Eradication Program; or vigorously disturb it by crushing, cutting, hammering, chipping, shredding, screening (by passing all the fire ant carrier through a screen bucket, grate or other sieve), mechanised turning (by a machine that creates disturbance, including by rotary hoe, trommel or windrow turner).
-  Place it in **preventative conditions** immediately after treatment until it arrives in NSW at its destination.
-  Make a **Record of Movement (RoM)** declaration if you are acting on behalf of a business, organisation or council.

See the Order (*Clause 27*) and Group Biosecurity Emergency Permit (*Conditions 1, 6*)









# Chaff

Chaff is hay that is hammer milled or cut with a chaff cutter into small pieces.

<p>To move chaff from the QLD or NSW (Cobaki/ Piggabeen) <i>fire ant infested areas</i> you must:</p>	<p>To move chaff from the Murwillumbah or Wardell <i>movement control areas</i> you must:</p>
<div><div> <b>Check the premises</b> every 12 weeks and keep records (<i>Clause 14</i>).</div><div> <b>Treat the premises</b> if fire ants have been found within 12 months and keep records (<i>Clause 15</i>).</div><div> <b>Treat it</b> by hammer milling the chaff or cut it with a chaff cutter.</div><div> Place it in <b>preventative conditions</b> (for example, in a sealed bag) immediately after treatment until it arrives in NSW. Check every bag for rips or tears.</div><div> Obtain a <b>Plant Health Certificate</b>,</div><div> Make a <b>Record of Movement</b> (RoM) declaration (<i>Clause 12</i>).</div></div>	<div><div> <b>Treat it</b> by hammer milling it or cut it with a chaff cutter.</div><div> Place it in <b>preventative conditions</b> (for example, in a sealed bag) immediately after treatment until it arrives in NSW. Check every bag for rips or tears.</div><div> Make a <b>Record of Movement</b> declaration if you are acting on behalf of a business, organisation or council.</div></div>
<p>See the Order (<i>Clause 28</i>)</p>	<p>See the Order (<i>Clause 28</i>) and Group Biosecurity Emergency Permit (<i>Conditions 1, 7</i>)</p>

## Silage

Silage (including haylage) is a type of fodder produced by ensiling and fermenting pastures.

To move silage from the QLD or NSW (Cobaki/ Piggabeen) fire ant infested areas you must:	To move silage from the Murwillumbah or Wardell movement control areas you must:
<p> <b>Check the premises</b> every 12 weeks and keep records (<i>Clause 14</i>).</p> <p> <b>Treat the premises</b> if fire ants have been found within 12 months and keep records (<i>Clause 15</i>).</p> <p> <b>Treat it</b> by wrapping bales in at least 6 layers of silage wrap or film and ensuring it remains undamaged and intact. Wait 6 weeks after making bales before making a controlled movement. Check every bale for holes or tears or soil stuck to wrapping.</p> <p> The treatment above is considered <b>preventative conditions</b>.</p> <p> Obtain a <b>Plant Health Certificate</b>,</p> <p> Make <b>Record of Movement (RoM)</b> declaration (<i>Clause 12</i>).</p>	<p> <b>Treat it</b> by wrapping bales in at least 6 layers of silage wrap or film and ensuring it remains undamaged and intact. Wait 6 weeks after making bales before making a controlled movement. Check every bale for holes or tears or soil stuck to wrapping.</p> <p> Make a <b>Record of Movement</b> declaration if you are acting on behalf of a business, organisation or council.</p>
See the Order ( <i>Clause 29</i> )	See the Order ( <i>Clauses 12, 29</i> ) and Group Biosecurity Emergency Permit ( <i>Conditions 1, 8</i> )






## Turf

### IMPORTANT INFORMATION FOR TURF INDUSTRY STAKEHOLDERS:

From Friday 15 November 2024, turf importation from the QLD fire ant infested area will be suspended pending further investigations and compliance work, under Biosecurity (Fire Ant) Emergency Order (No. 15) 2024 and all subsequent orders until revoked.




Turf is the upper layer of grass and soil harvested for transplanting (sometimes called sod).

To move turf from the NSW (Cobaki/ Piggabeen) fire ant infested areas you must:

-  **Check the premises** every 12 weeks and keep records (*Clause 14*).
  -  **Treat the premises** if fire ants have been found within 12 months and keep records (*Clause 15*).
  -  **Treat it** with an APVMA approved chemical prior to harvest and harvest it in accordance with APVMA requirements, and ensure it remains effective until it arrives in NSW.
  -  Place it in **preventative conditions** immediately after harvesting until it arrives in NSW.
  -  Label it **with**: “*This turf is from an area where fire ants have been present or known to be present, if this turf is laid in New South Wales, it must be treated with an APVMA approved chemical for the control of fire ants immediately after laying*”.
- Receivers of turf in NSW must treat the turf immediately after it is laid with an APVMA approved chemical and keep the turf in preventative conditions until it is laid. A range of chemical treatments are approved by the APVMA for treating fire ants in turf in areas such as lawns, parks, sports grounds. These are approved and readily available for use in NSW.
- Receivers of turf in NSW must also ensure the turf remains labelled if it is stored or offered for resale in NSW.
-  Obtain a **Plant Health Certificate**,
  -  Make **Record of Movement** (RoM) declaration (*Clause 12*).

See the Order (*Clause 30, 31*)

To move turf from the Murwillumbah or Wardell movement control areas you must:











-  **Treat it** with an APVMA approved chemical prior to harvest and harvest it in accordance with APVMA requirements.
-  Place it in **preventative conditions** immediately after harvest until it arrives at its destination.
-  Make a **Record of Movement** declaration if you are acting on behalf of a business, organisation or council.

See the Order (*Clause 30, 31*) and Group Biosecurity Emergency Permit (*Conditions 1, 9, 10*)

# Plants

## Potted plants



A potted plant is a plant in a container that was grown or re-potted in growing media and includes the plant and the growing media (excludes bare-rooted plants, tissue culture, seedlings in plugs or cells used to grow or transport plants (volume < 0.1 litres)).

<p><b>To move potted plants from the QLD or NSW fire ant infested areas you must:</b></p> <ul style="list-style-type: none"><li> <b>Check the premises</b> every 12 weeks and keep records (<i>Clause 14</i>).</li><li> <b>Treat the premises</b> if fire ants have been found within 12 months and keep records (<i>Clause 15</i>).</li><li> <b>Treat the growing media</b> of the potted plant with an APVMA approved chemical which remains effective until it arrives in NSW.</li><li> Obtain a <b>Plant Health Certificate</b>, OR</li><li> Issue a <b>Plant Health Assurance Certificate</b>, OR</li><li> Issue a <b>BioSecure HACCP Biosecurity Certificate</b></li><li> Make a <b>Record of Movement</b> (RoM) declaration (<i>Clause 12</i>)</li></ul> <p><b>See the Order (<i>Clause 25</i>)</b></p>	<p><b>To move potted plants from the Murwillumbah or Wardell movement control areas you must:</b></p> <ul style="list-style-type: none"><li> <b>Treat the growing media</b> of the potted plant with an APVMA approved chemical which remains effective until it arrives at its destination.</li><li> Chemical treatment is not required:<ul style="list-style-type: none"><li>if the potted plant is kept in <b>preventative conditions</b>,</li><li>if you are moving five plants or less, without chemical treatment, if you are not a business, organisation or council.</li><li>If it is an indoor potted plant under certain conditions, see below.</li></ul></li><li> Make a <b>Record of Movement</b> declaration if you are acting on behalf of a business, organisation or council.</li></ul> <p><b>See the Order (<i>Clause 25</i>) and Group Biosecurity Emergency Permit (<i>Condition 5</i>)</b></p>
--	---













# Indoor potted plants

A potted plant that has been indoors continuously in the previous 3 months.

<p>To move indoor potted plants from the <i>QLD or NSW (Cobaki/Piggabeen) fire ant infested areas</i> you must:</p>	<p>To move indoor potted plants from the <i>Murwillumbah or Wardell movement control areas</i> you must:</p>
<div><p><b>Treat by</b> keeping them indoors for a minimum of 3 months, then move them directly from indoors to a vehicle without being placed on the ground; or uproot them and remove the soil or any other fire ant carrier material. Check for any signs of fire ants. Keep them indoors for a minimum of 3 months after the controlled movement.</p></div>	<div><p><b>Treat by</b> keeping them indoors for a minimum of 3 months, then move them directly from indoors to a vehicle without being placed on the ground; or uproot them and remove the soil or any other fire ant carrier material. Check for any signs of fire ants. Keep them indoors for a minimum of 3 months after the controlled movement.</p></div>
<p>See the Order (<i>Clause 26</i>)</p>	<p>See the Order (<i>Clause 26</i>)</p>

## Excavated plants and stumps

Include mature or advanced plants (dead or alive) that are removed from the ground with a root ball and includes the plant, root ball and any soil attached to the root ball (excluded potted plants).

<p><b>To move excavated plants and stumps from the QLD or NSW (Cobaki/ Piggabeen) fire ant infested areas you must:</b></p> <ul style="list-style-type: none"> <li> <b>Check the premises</b> every 12 weeks and keep records (<i>Clause 14</i>).</li> <li> <b>Treat the premises</b> if fire ants have been found within 12 months and keep records (<i>Clause 15</i>).</li> <li> <b>Treat</b> the excavated plants and stumps by ensuring the root ball is clean so that it is free from soil <b>OR</b> treat the root ball and any attached soil with an APVMA chemical and immediately place it in <b>preventative conditions</b>. Both the treatment and preventative conditions must remain effective until it arrives in NSW.</li> <li> Place it in <b>preventative conditions</b> immediately after treatment until it arrives in NSW.</li> <li> Obtain a <b>Plant Health Certificate</b>, OR</li> <li> Issue a <b>Plant Health Assurance Certificate</b></li> <li> Make a <b>Record of Movement (RoM)</b> declaration (<i>Clause 12</i>)</li> </ul>	<p><b>To move excavated plants and stumps from the Murwillumbah or Wardell movement control areas you must:</b></p> <ul style="list-style-type: none"> <li> <b>Treat them</b> by cleaning the excavated plant or stump and its root ball so it is free of soil <b>OR</b> treat the root ball and any attached soil with an APVMA chemical and immediately place it in <b>preventative conditions</b>.</li> <li> Both the treatment and <b>preventative conditions</b> must remain effective during the controlled movement.</li> <li> Make a Record of Movement declaration <b>if you are acting on behalf of a business, organisation or council</b>.</li> </ul>
<p><b>See the Order (<i>Clause 21</i>)</b></p>	<p><b>See the Order (<i>Clause 21</i>) and Group Biosecurity Emergency Permit (<i>Condition 2</i>)</b></p>

## Earth materials

### Sand, rocks and stones (under 20 mm diameter), recycled concrete aggregate (under 20 mm diameter), coal fines and chitters

This includes sand, rocks and stones (including gravel, decomposed granite and coal stones), by-products of the processing of coal including tailings, and aggregate made from recycled concrete.

To move sand, rocks, stones, recycled concrete aggregate, coal fines and chitters from the *QLD or NSW (Cobaki/ Piggabeen) fire ant infested areas* you must:



**Check the premises** every 12 weeks and keep records (*Clause 14*).



**Treat the premises** if fire ants have been found within 12 months and keep records (*Clause 15*).



**Treat the material by either:** Vigorously disturb it by crushing, cutting, hammering, chipping, shredding, screening, mechanised turning (by a machine that creates disturbance, including by rotary hoe, trommel or windrow turner) or washing.

Move or turn the sand, rocks, stones, recycled concrete aggregate, coal fines and chitters at least once every 21 days while in a *fire ant infested area*.



Place it in **preventative conditions** immediately after treatment until it arrives in NSW.



Obtain a **Plant Health Certificate**.



Make a **Record of Movement** (RoM) declaration (*Clause 12*).

**Note:** These requirements do not apply to recycled concrete aggregate or rocks and stones over 20 mm in diameter. You must treat these materials in accordance with *Clause 33* of the Order (see below).

See the Order (*Clause 32*)

To move sand, rocks, stones, recycled concrete aggregate, coal fines and chitters from the *Murwillumbah or Wardell movement control areas* you must:



**Treat the material by either:** agitating it by spreading it on a hard surface by hand or machine until the layer is no more than 15 cm deep and then forming it into a pile (the process of loading it onto a truck or trailer does not meet the requirement to be agitated); **OR** vigorously disturb it by crushing, cutting, hammering, chipping, shredding, screening, mechanised turning (by a machine that creates disturbance, including by rotary hoe, trommel or windrow turner) or washing.



Place it in **preventative conditions** immediately after treatment until it arrives in NSW.





Make a **Record of Movement** declaration if you are acting on behalf of a business, organisation or council.

**Note:** These requirements do not apply to recycled concrete aggregate or rocks and stones over 20 mm in diameter. You must treat these materials in accordance with *Clause 33* of the Order (see below).

See the Order (*Clauses 12, 32*) and Group Biosecurity Emergency Permit (*Conditions 1, 11*)

## Rocks and stones (over 20 mm diameter) and recycled concrete aggregate (over 20 mm diameter)

This includes rocks and stones (including gravel, decomposed granite and coal stones), and aggregate made from recycled concrete with a diameter greater than 20mm.

To move rocks and stones over 20mm or recycled concrete aggregate over 20mm from the <i>QLD or NSW (Cobaki/ Piggabeen) fire ant infested areas</i> you must:	To move rocks and stones over 20mm and recycled concrete aggregate over 20mm from the <i>Murwillumbah or Wardell movement control areas</i> you must:
 <b>Treat</b> the materials ensuring they are clean, so they are free of soil.	 <b>Treat</b> the materials ensuring they are clean, so they are free of soil.
See the Order ( <i>Clause 33</i> )	See the Order ( <i>Clause 33</i> )

---

## Transiting rules

### Transiting through a *fire ant infested area*

Certain fire ant carriers that come from outside the *fire ant infested areas* of QLD or NSW can transit through the fire ant infested areas without treatment, certification or RoM declarations if they are kept in preventative conditions while in transit. These include:

- mulch, soil, compost, manure
- growing media
- potted plants, indoor potted plants, excavated plants and stumps
- hay, chaff, silage
- turf
- sand, rocks and stones, recycled concrete aggregate, coal fines and chitters.

Transiting includes moving through or being stored or held in the *QLD or NSW fire ant infested area*.

Other fire ant carriers may transit freely without treatment, certification, RoM declaration or being kept in preventative conditions. These include:

- agricultural and horticultural equipment, earth moving equipment, heavy vehicles
- soil samples
- pallets, packaging, containers and covers
- green waste or building waste.

## Transiting through a *fire ant movement control area* (Murwillumbah or Wardell)

The following carriers from outside the *fire ant movement control areas* can move through these areas only if they are kept in preventive conditions while in transit:

- Sand, rocks & stones (any size), recycled concrete aggregate (any size), coal fines and chitters
- potted plants
- excavated plants & stumps
- hay, silage and chaff
- turf
- soil, mulch, compost, manure and growing media
- indoor potted plants

The following carriers can transit freely through *fire ant movement control areas*:

- soil samples
- agricultural & horticultural equipment, earth moving equipment, heavy vehicles
- pallets, packaging, containers, covers
- green waste or building waste.

---

## Authorised officers

Authorised Officers (AO) have permission to destroy or direct someone to destroy fire ant carriers, move fire ant carriers for testing, issue an Individual Biosecurity Direction (IBD) which directs a person to stop a vehicle for inspection and permits the AO to inspect the vehicle.

---

## More information

Online: Visit the NSW DPIRD website at [www.dpi.nsw.gov.au/fire-ants](http://www.dpi.nsw.gov.au/fire-ants)

Report suspected fire ant sightings: Online at [www.dpi.nsw.gov.au/fire-ants](http://www.dpi.nsw.gov.au/fire-ants) or by phone on the NSW DPIRD Biosecurity helpline at 1800 680 244.

---

© State of New South Wales through NSW Department of Primary Industries and Regional Development (DPIRD) 2024. The information contained in this publication is based on knowledge and understanding at the time of writing November 2024. However, because of advances in knowledge, users are reminded of the need to ensure that the information upon which they rely is up to date and to check the currency of the information with the appropriate officer of the DPIRD or the user's independent adviser.